



## GREENTEETH® IDENTIFICATION GUIDE



All **Greenteeth®** are manufactured with a stamp that can be used to determine the series and variation.








The **900 Series®** **Wearsharp®** and **Wearsharp Edge Defender™** teeth are offered in both a 2 and 3 sided version indicated by the number of indexing ledges.



### Greenteeth® Specifications

\*Pictures below are depicting actual size

				
<b>1100 SERIES™</b>	<b>900 SERIES®</b>	<b>700TH-G &amp; 700TH-R</b>	<b>700-GT &amp; 700-WS</b>	<b>500 SERIES™</b>
Carbide Diameter 1.125"	.969"	.812"	.812"	.688"
Nut Wrench 3/4"	5/8"	9/16"	1/2"	1/2"
Nut Specification 1/2" - 13	7/16" - 14	3/8" - 16	5/16" - 18	5/16" - 18